

Welcome!

1. Please chat in your name
2. Organization
3. What is your favorite fall holiday?





September 21st, 2023, 11:00 AM-12:00 PM PT

CalHIVE BHI Data Webinar – Test 2



California Quality
Collaborative

Tech Tips



Welcome!


Add your organization
to your name

Turn on video if
possible



Join in

Chat in or feel free to
come off mute to
contribute



Need help?

Direct message
Anna Baer
if you have any
technical issues

Today's Team



Jose Ordonez
Manager, Data
Analytics
jordonez@pbgh.org



Anna Baer
Program Coordinator,
Care Transformation
abaer@pbgh.org

Our Agenda

Today, we will:



Reflect on Cycle Test 1
experience and lessons
learned



Review Cycle Test 2
data submission
process and timeline



California Quality
Collaborative

Cycle Test 1 Experience & Lessons Learned

Poll: Cycle Test 1 Participant Experience

How would you rate your experience in submitting data for Cycle Test 1?

- Very Good
- Good
- Neither Good nor Poor
- Poor
- Very Poor



Cycle Test 1 - Celebrations

- All organizations submitted an Enrollment File and passed validation!
- All organizations submitted a Measurement File!
- 6 organizations passed validation for their Measurement File
- Consistent communications with data teams to trouble shoot data reporting requirements and validation errors.



Lessons Learned from Participants

- Take a minute and think of the following:
 - What lessons did you learn from Cycle Test 1 Data Submission that you would like to share with your peers?

Takeaway - nice to hear solidarity about struggles from peers.

Actually printing the Technical Specifications Manual out was definitely a lesson learned.

Takeaway - communication was REALLY helpful - to know why files failed specifically

Takeaway - support is helpful especially for orgs transitioning EHRs to know what reporting capabilities are needed

Cycle Test 1 Lessons Learned – Templates and Data Submission

- Use your unique Box link to submit your files
- Use the CalHIVE BHI Templates
- Name files correctly
- When resubmitting, add “res” and version number starting with “1” for the first resubmission
- If validation fails, resubmit your entire file and not just the corrected data.



Cycle Test 1 Lessons Learned – Product, Measure Codes and Enrollment Measure (ENR)

- ENR should always be reported with only the denominator populated
- ENR denominator will always be larger than any measure specific denominator.
- Use the product and measure identifier codes found on pages 7 and 8 from the **Technical Specifications Manual**.

| Measurement File | | | | |
|------------------------------|---------|--------------------|-------------|-----------|
| Measurement Period Last Date | Product | Measure Identifier | Denominator | Numerator |
| 6/30/2023 | MA | ENR | 100 | |
| 6/30/2023 | MA | DSF1 | 90 | 80 |
| 6/30/2023 | MA | DSF2 | 40 | 35 |
| 6/30/2023 | MA | ASF1 | 85 | 80 |
| 6/30/2023 | MA | ASF2 | 10 | 9 |
| 6/30/2023 | MA | DRR1 | 20 | 15 |
| 6/30/2023 | MA | DRR2 | 20 | 5 |
| 6/30/2023 | MA | DRR3 | 20 | 10 |
| 6/30/2023 | MA | HPC | 30 | 10 |
| 6/30/2023 | MA | EDV | 100 | 10 |

Cycle Test 1 Lessons Learned – Alcohol and Depression Screening (ASF & DSF)

- Depression Screening and Follow Up & Unhealthy Alcohol Use Screening and Follow Up are divided in two measures each:
 - DSF1/ASF1: Screening
 - DSF2/ASF2: Follow up with positive findings
- DSF1 and ASF1 denominators will always be larger or equal to DSF1 and ASF1 numerators.
- DSF1 and ASF1 numerators will always be larger or equal to DSF2 and ASF2 denominators.
- DSF2 and ASF2 denominators will always be larger or equal to DSF2 and ASF2 numerators.

| Measurement File | | | | |
|------------------------------|---------|--------------------|-------------|-----------|
| Measurement Period Last Date | Product | Measure Identifier | Denominator | Numerator |
| 6/30/2023 | MA | ENR | 100 | |
| 6/30/2023 | MA | DSF1 | 90 | 80 |
| 6/30/2023 | MA | DSF2 | 40 | 35 |
| 6/30/2023 | MA | ASF1 | 85 | 80 |
| 6/30/2023 | MA | ASF2 | 10 | 9 |

Cycle Test 1 Lessons Learned – Depression Remission or Response

- Depression Remission or Response is divided in three measures:
 - DRR1: PHQ-9 Follow Up (4-8 months after Initial elevated PHQ-9)
 - DRR2: Remission
 - DRR3: Response
- The denominator across DRR1, DRR2 and DRR3 should be the same.
- DRR1 numerator should be larger or equal to numerators from DRR2 and DRR3.
- DRR3 numerator should be larger or equal to the numerator from DRR2.
- All three measures are required to be reported.

| Measurement File | | | | |
|------------------------------|---------|--------------------|-------------|-----------|
| Measurement Period Last Date | Product | Measure Identifier | Denominator | Numerator |
| 6/30/2023 | MA | ENR | 100 | |
| 6/30/2023 | MA | DRR1 | 20 | 15 |
| 6/30/2023 | MA | DRR2 | 20 | 5 |
| 6/30/2023 | MA | DRR3 | 20 | 10 |

Measurement File Validation Stages

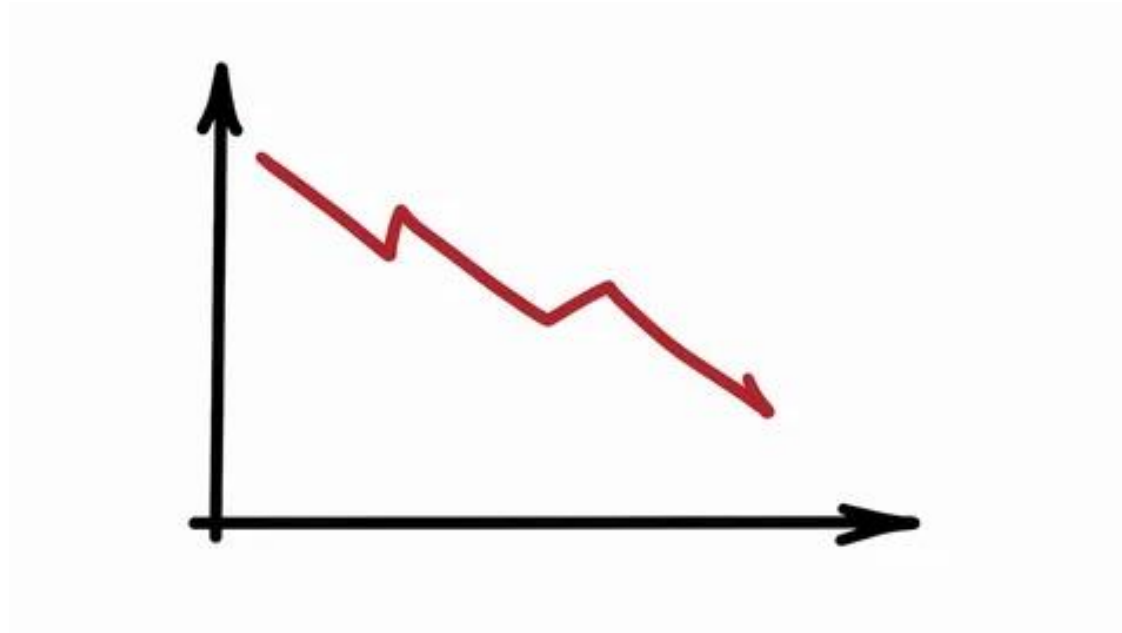
- **Stage 1:** Template structure
- **Stage 2:** Null Values
- **Stage 3:** General Checks
- **Stage 4:** Enrollment measure reporting
- **Stage 5:** Measures' denominators and numerators comparison

To see all validation checks visit our CalHIVE BHI website

Program Data Goals

By data Cycle Test 2, each provider organization will have:

1. Reduced the number of measurement file submissions to 4 (only 3 attempts to fail validation).
2. Reduced the length of the data submission window from 12 to 6 weeks.



Poll: Cycle Test 2 Goals

How do you feel regarding achieving Cycle Test 2 goals?

- Confident
- Neither confident nor unsure
- Unsure





California Quality
Collaborative

CalHIVE BHI - Cycle Test 2

CalHIVE BHI's Cycle Test 2 Timeline

| Sunday | Monday | Tuesday | Wednesday | Thursday | Friday | Saturday |
|---------------------|--------|---------|-----------|----------|--------|----------|
| October 2023 | | | | | | |
| 1 | 2 | 3 | 4 | 5 | 6 | 7 |
| 8 | 9 | 10 | 11 | 12 | 13 | 14 |
| 15 | 16 | 17 | 18 | 19 | 20 | 21 |
| 22 | 23 | 24 | 25 | 26 | 27 | 28 |
| 29 | 30 | 31 | | | | |

Measurement File Due Date

Measurement File Resubmission Due Date

***Cycle Test 2 Data Submission will close out by October 31st (4 weeks to complete this cycle).**

Cycle Test 2 Data Deliverables

Measurement File

- Submitted **quarterly** to report performance data across all CalHIVE BHI measures. Data will be reported at the clinician level (numerators/denominators) with their corresponding practice locations and payer-product mix.

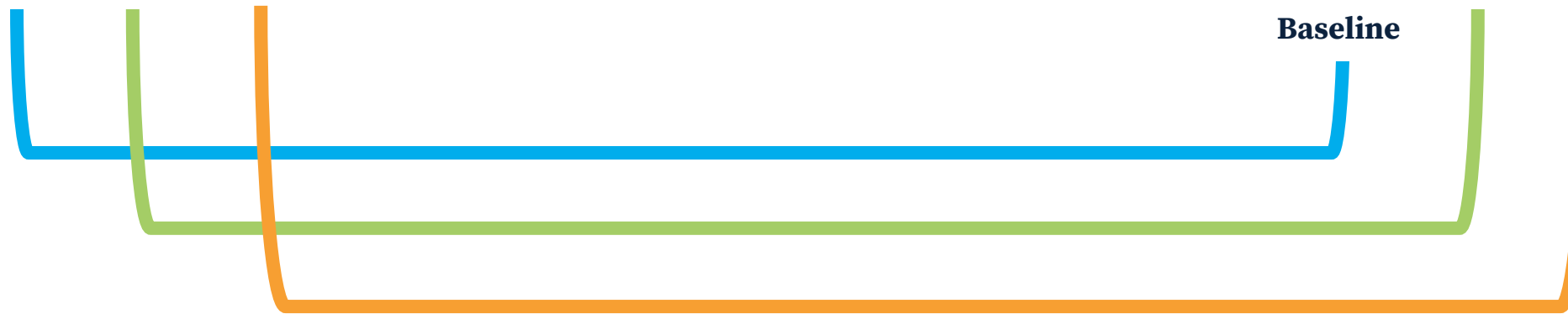
Cycle 2 (October 13th, 2023)

Measurement Periods:

- 7/1/2022 – 6/30/2023 (6/30/2023) | Rolling 12-month

Examples of Rolling 12-Month Measurement Periods

| Year 2022 | | | | | | | | | | | | Year 2023 | | | |
|-----------|------|------|------|-----|------|------|------|-------|------|------|------|-----------|------|------|------|
| Jan. | Feb. | Mar. | Apr. | May | Jun. | Jul. | Aug. | Sept. | Oct. | Nov. | Dec. | Jan. | Feb. | Mar. | Apr. |



| Measurement Period | 1/1/2022 – 12/31/2022 | 2/1/2022 – 1/31/2023 | 3/1/2022 – 2/28/2023 |
|--------------------------------|-----------------------|----------------------|----------------------|
| (Measurement Period Last Date) | (12/31/2022) | (1/31/2023) | (2/28/2022) |

Cycle Test 2 Reminders and Naming File Format

Example Organization Name: Long Beach IPA

First Submission:

- Long Beach IPA Measurement File

First Resubmission (validation failed the 1st time):

- Long Beach IPA Measurement File res1

Second Resubmission (validation failed the 2nd time):

- Long Beach IPA Measurement File res2



Reminders:

- Use the same unique Box link that was provided to you during Cycle Test 1.
- If you have lost your unique Box link, email Jose Ordonez at jordonez@pbgh.org

Measurement Files' Validation Email

Data Validation Results:

An automated validation email will be sent to your organization's data team indicating whether your file passed or failed validation.

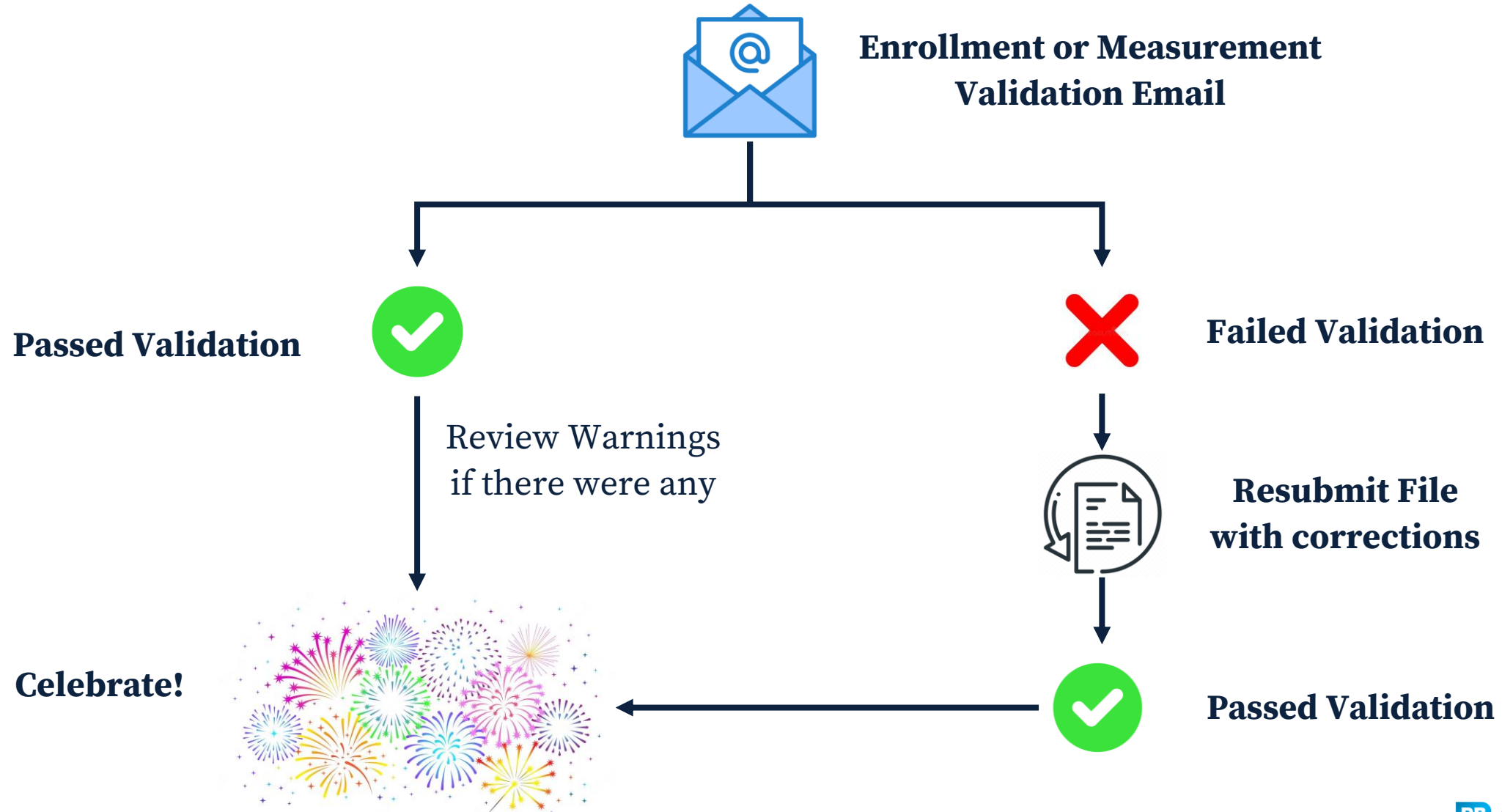
Note: During our data analysis we may find inconsistencies with your measurement data logic. **Jose Ordonez** will reach out if any corrections are necessary.

What will you find in your validation email:

Errors: An error will make your file fail validation.

Warning: A warning will make your file pass validation, but you should review your file and confirm that you have reported on everything that was agreed with CalHIVE BHI's data team.

Next Steps After Validation Email



How to Resubmit a Measurement File?



1. Review the validation email provided by **Jose Ordonez**.
2. Fix the errors provided in the validation email and review the warnings incase corrections are necessary.
3. Rename your file (e.g., ‘Long Beach IPA Measurement File res1’)
4. **Resubmit your entire measurement file (not just the rows that had errors) using your box URL.**
5. Wait for the next validation email confirming whether your resubmission passed or failed validation.

Note: in the renaming process, ‘res#’ will be an indicator of your resubmission draft. (e.g., first resubmission draft = ‘res1’, second resubmission draft = ‘res2’...)

CalHIVE BHI Data Cycles' Timeline and Reporting Periods

| Data Cycle | Data Webinar & Office Hours | Enrollment File | Measurement File | Measurement File Resubmission | Measurement File Reporting Periods |
|------------|---|-----------------|------------------|-------------------------------|---|
| Test 1 | DW: Mon. 6/26/2023 | Fri. 7/21/2023 | Fri. 7/28/2023 | Fri. 8/4/2023 | • 1/1/2022 – 12/31/2022 |
| Test 2 | DW: Thurs. 9/21/2023 OOH: Thurs. 10/5/2023 | X | Fri. 10/13/2023 | Fri. 10/20/2023 | • 7/1/2022 – 6/30/2023 |
| Baseline | DW: Thurs. 3/14/2024 OOH: Thurs. 4/4/2024 | Fri. 4/5/2024 | Fri. 4/12/2024 | Fri. 4/19/2024 | • 1/1/2023 – 12/31/2023 |
| 1 | DW: Thurs. 6/13/2024 OOH: Thurs. 7/2/2024 | X | Fri. 7/12/2024 | Fri. 7/19/2024 | • 2/1/2023 – 1/31/2024 • 3/1/2023 – 2/29/2024 • 4/1/2023 – 3/31/2024 |
| 2 | DW: Thurs. 9/12/2024 OOH: Thurs. 10/3/2024 | X | Fri. 10/11/2024 | Fri. 10/18/2024 | • 5/1/2023 – 4/30/2024 • 6/1/2023 – 5/31/2024 • 7/1/2023 – 6/30/2024 |
| 3 | DW: Thurs. 12/12/2024 OOH: Thurs. 1/6/2025 | X | Fri. 1/10/2025 | Fri. 1/17/2025 | • 8/1/2023 – 7/31/2024 • 9/1/2023 – 8/31/2024 • 10/1/2023 – 9/30/2024 |
| 4 | DW: Thurs. 3/13/2025 OOH: Thurs. 4/3/2025 | X | Fri. 4/11/2025 | Fri. 4/18/2025 | • 11/1/2023 – 10/31/2024 • 12/1/2023 – 11/30/2024 • 1/1/2024 – 12/31/2024 |

CalHIVE BHI Data Cycles' Timeline and Reporting Periods

| Data Cycle | Data Webinar & Office Hours | Enrollment File | Measurement File | Measurement File Resubmission | Measurement File Reporting Periods |
|------------|---|-----------------|------------------|-------------------------------|---|
| 5 | DW: Thurs. 6/12/2025 OOH: Thurs. 7/1/2025 | X | Fri. 7/11/2025 | Fri. 7/18/2025 | <ul style="list-style-type: none"> • 2/1/2024 – 1/31/2025 • 3/1/2024 – 2/28/2025 • 4/1/2024 – 3/31/2025 |
| 6 | DW: Thurs. 9/11/2025 OOH: Thurs. 10/2/2025 | X | Fri. 10/10/2025 | Fri. 10/17/2025 | <ul style="list-style-type: none"> • 5/1/2024 – 4/30/2025 • 6/1/2024 – 5/31/2025 • 7/1/2024 – 6/30/2025 |
| 7 | DW: Thurs. 12/11/2025 OOH: Thurs. 1/5/2026 | X | Fri. 1/9/2026 | Fri. 1/16/2026 | <ul style="list-style-type: none"> • 8/1/2024 – 7/31/2025 • 9/1/2024 – 8/31/2025 • 10/1/2024 – 9/30/2025 |
| 8 | DW: Thurs. 3/12/2026 OOH: Thurs. 4/2/2026 | X | Fri. 4/10/2026 | Fri. 4/17/2026 | <ul style="list-style-type: none"> • 11/1/2024 – 10/31/2025 • 12/1/2024 – 11/30/2025 • 1/1/2025 – 12/31/2025 |
| 9 | DW: Thurs. 6/11/2026 OOH: Thurs. 6/30/2026 | X | Fri. 7/10/2026 | Fri. 7/17/2026 | <ul style="list-style-type: none"> • 2/1/2025 – 1/31/2026 • 3/1/2025 – 2/28/2026 • 4/1/2025 – 3/31/2026 |
| 10 | DW: Thurs. 9/10/2026 OOH: Thurs. 10/1/2026 | X | Fri. 10/9/2026 | Fri. 10/16/2026 | <ul style="list-style-type: none"> • 5/1/2025 – 4/30/2026 • 6/1/2025 – 5/31/2026 • 7/1/2025 – 6/30/2026 |

Join our Cycle Test 2 Office Hours!

- Office hours every quarter!
- **October 5th, 2023, from 11am- 12pm.**
- Office hours are optional but attendance it is highly recommended
- Participants that attended the convening and team members that were not able to attend are welcomed to October's office hours (OH)
- OH's Participants will have the opportunity to discuss the PHQ-9 and its relation to the depression measures, challenges, network with other peers, share best practices



Data Consultant Support Coming up Soon!

- CalHIVE BHI has planned to engaged a data consultant late October 2023.
- Participant organizations will have 1:1 support to improve their data infrastructure and reporting for future cycle submissions related to CalHIVE BHI.
- More information will be provided in future improvement advising calls.



We Take your Feedback Seriously!

1. Today's webinar was useful for me and my work [*select one*]
 - Strongly agree
 - Agree
 - Neither agree nor disagree
 - Disagree
 - Strongly disagree
2. Of the topics we covered today, what was especially helpful? [*select multiple*]
 - Reflect on Cycle Test 1 experience and lessons learned
 - Review Cycle Test 2 data submission process and timeline



Questions?





California Quality
Collaborative

Thank you!